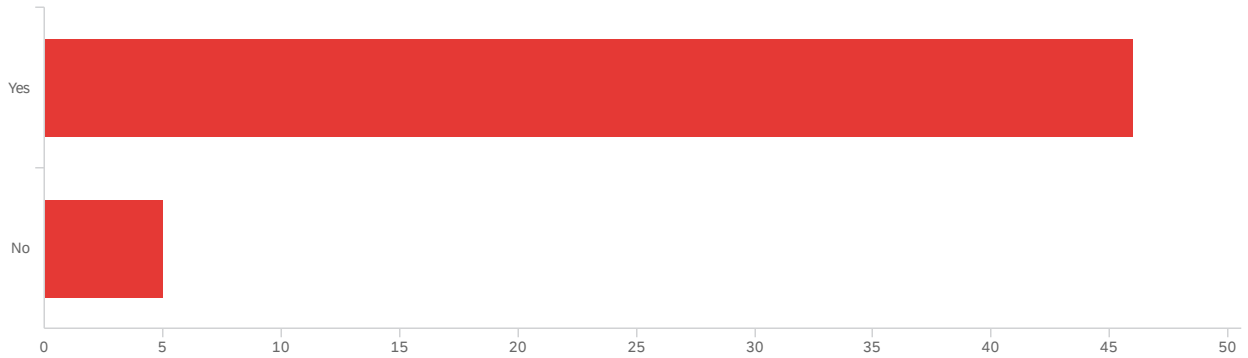


Six-Month Post-Grad Survey Report

Six-Month Post-Graduation Survey FA23

December 5, 2023 4:08 PM EST

Are you currently employed?

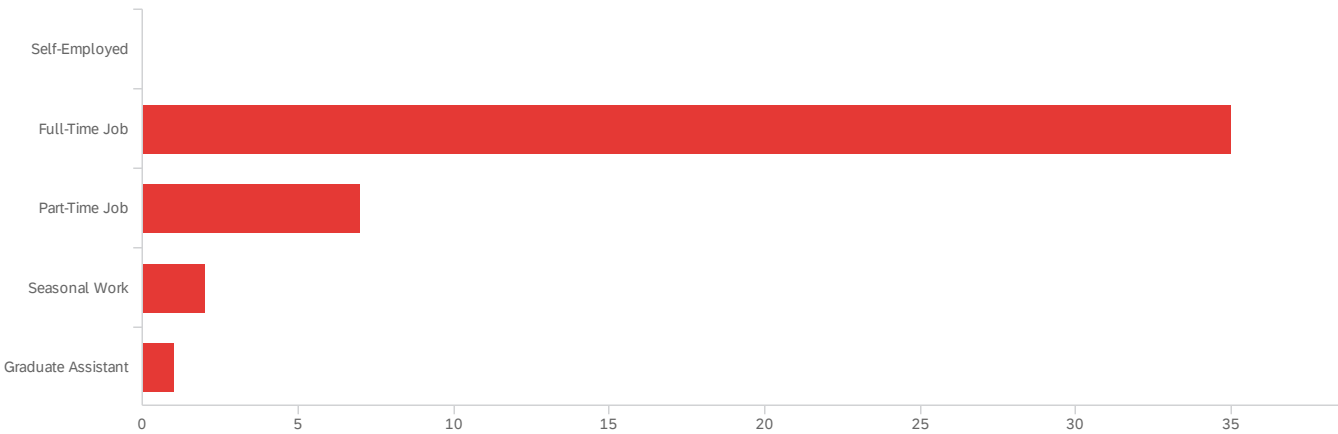


Field	Choice Count
Yes	90.20% 46
No	9.80% 5

51

Showing rows 1 - 3 of 3

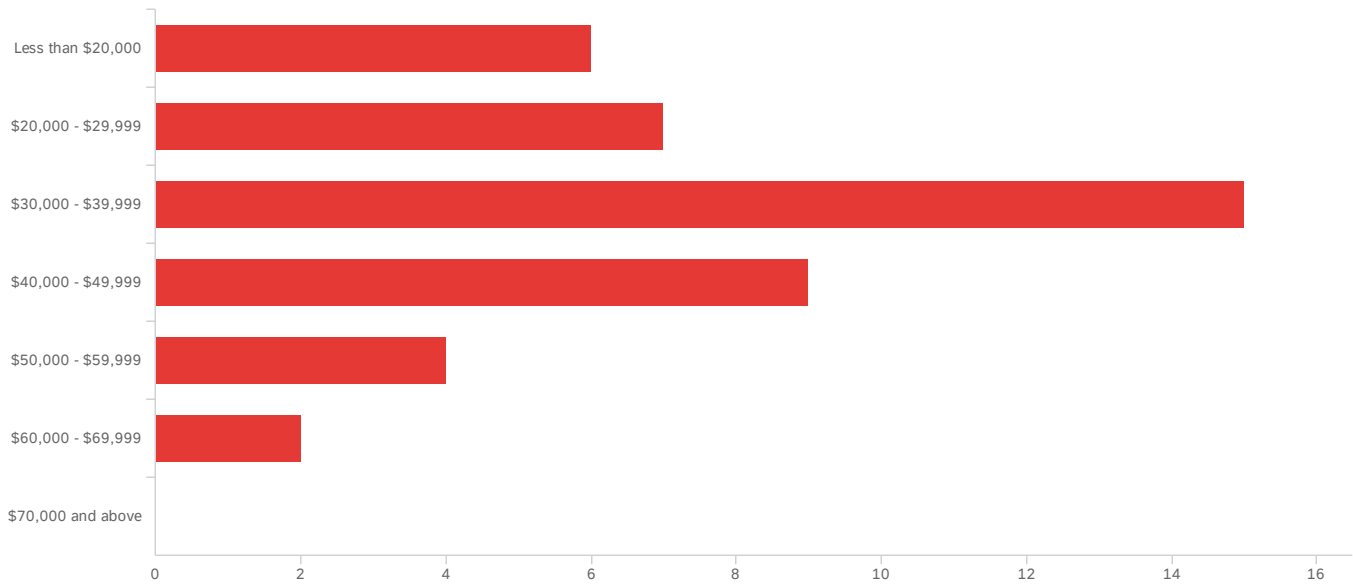
What is your primary type of employment?



Field	Choice Count
Self-Employed	0.00% 0
Full-Time Job	77.78% 35
Part-Time Job	15.56% 7
Seasonal Work	4.44% 2
Graduate Assistant	2.22% 1
	45

Showing rows 1 - 6 of 6

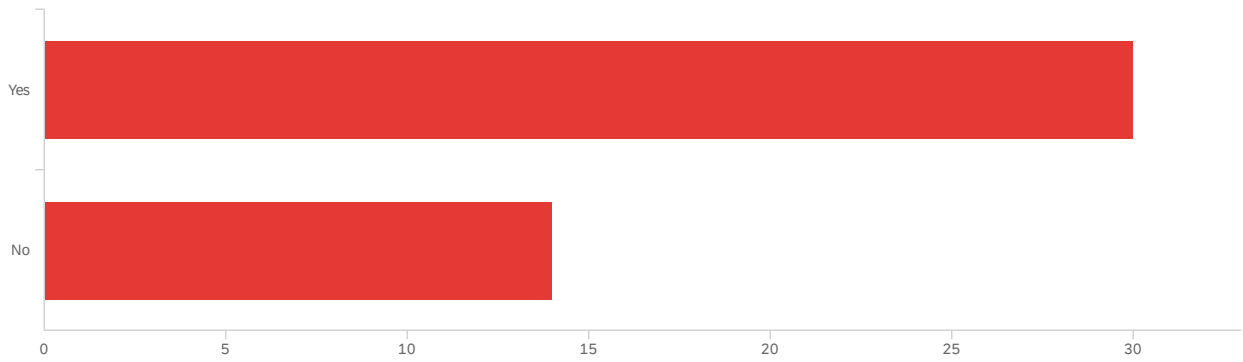
What compensation range does your salary fit into?



#	Field	Choice Count
1	Less than \$20,000	13.95% 6
2	\$20,000 - \$29,999	16.28% 7
3	\$30,000 - \$39,999	34.88% 15
4	\$40,000 - \$49,999	20.93% 9
5	\$50,000 - \$59,999	9.30% 4
6	\$60,000 - \$69,999	4.65% 2
7	\$70,000 and above	0.00% 0
		43

Showing rows 1 - 8 of 8

Is this position directly related to your degree area and your career goals?

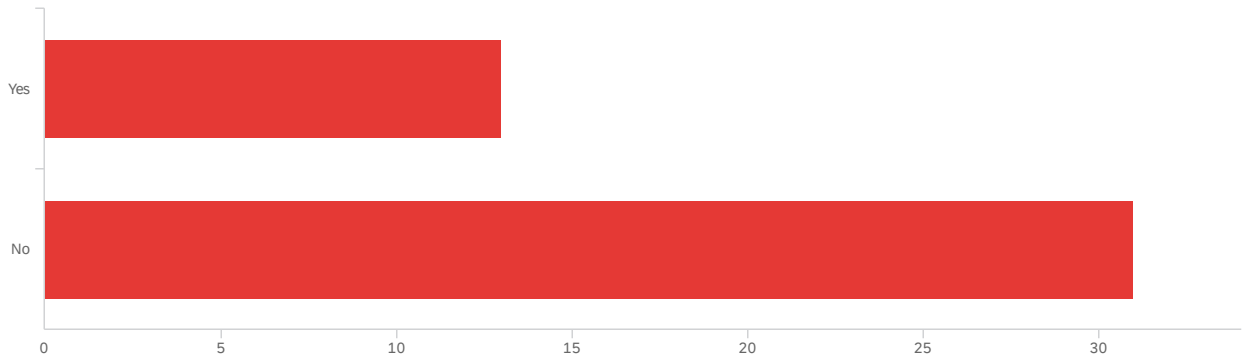


Field	Choice	Count
Yes	68.18%	30
No	31.82%	14

44

Showing rows 1 - 3 of 3

Prior to graduating, did you ever take advantage of the many forms of assistance with resume development, interviewing skills, and professional networking provided by Wilmington College Career Services?

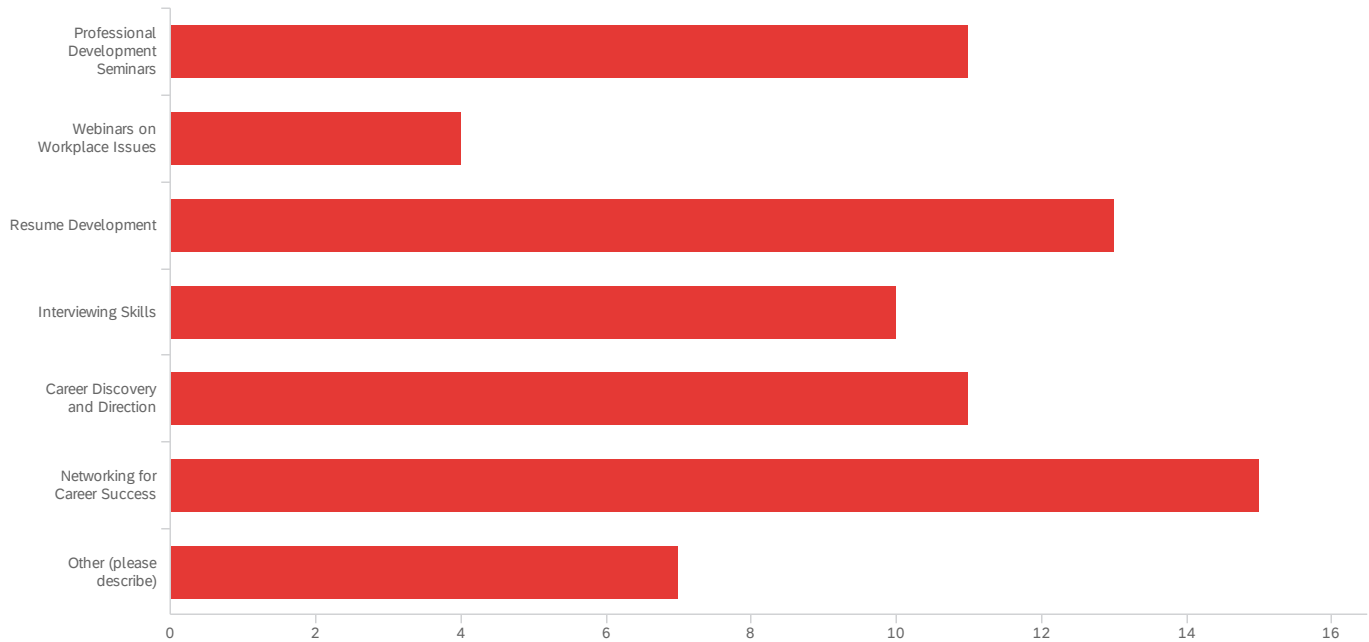


Field	Choice Count
Yes	29.55% 13
No	70.45% 31

44

Showing rows 1 - 3 of 3

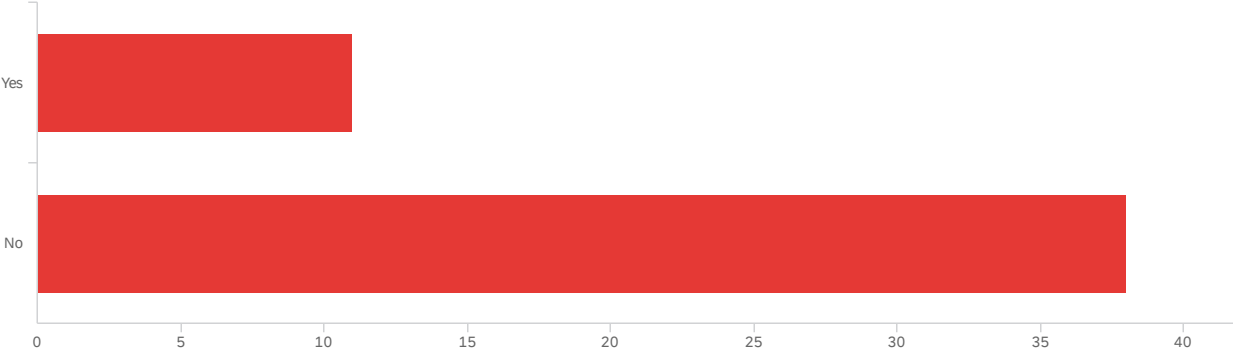
Wilmington College Career Services is an ally to current students and alumni in their personal career development. In the future, would you be interested in any of these offerings from Career Services? (check all that apply)



Field	Choice Count
Professional Development Seminars	15.49% 11
Webinars on Workplace Issues	5.63% 4
Resume Development	18.31% 13
Interviewing Skills	14.08% 10
Career Discovery and Direction	15.49% 11
Networking for Career Success	21.13% 15
Other (please describe)	9.86% 7
	71

Showing rows 1 - 8 of 8

Are you currently attending graduate school?

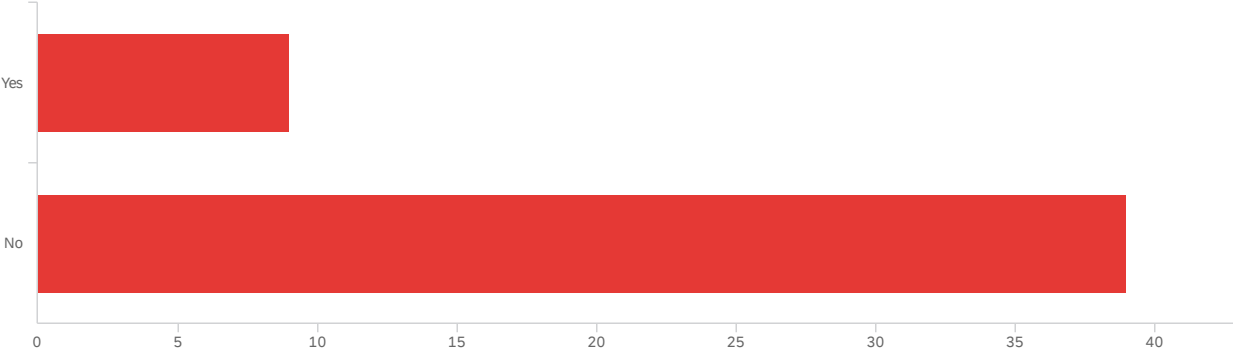


Field	Choice	Count
Yes	22.45%	11
No	77.55%	38

49

Showing rows 1 - 3 of 3

Are you currently doing volunteer work somewhere?

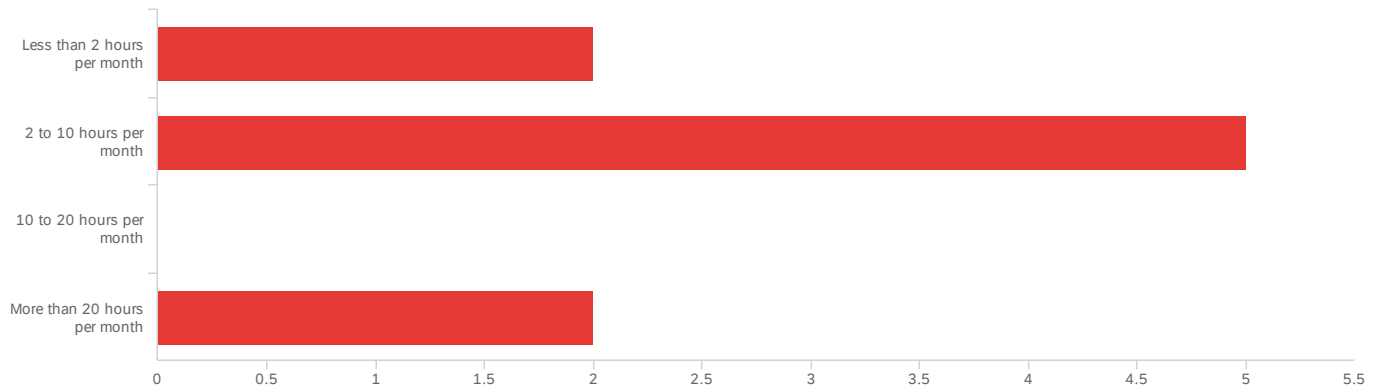


Field	Choice	Count
Yes	18.75%	9
No	81.25%	39

48

Showing rows 1 - 3 of 3

On average, how many hours per month do you spend volunteering?



Field	Choice	Count
Less than 2 hours per month	22.22%	2
2 to 10 hours per month	55.56%	5
10 to 20 hours per month	0.00%	0
More than 20 hours per month	22.22%	2
		9

Showing rows 1 - 5 of 5